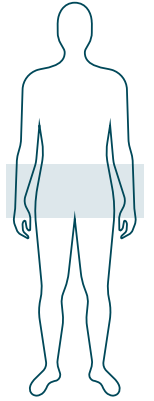


VarioTip & VarioTip Premium

URETERAL CATHETERS



open



3-7F

ø device



radio-
paque



straight
tip



angled
tip



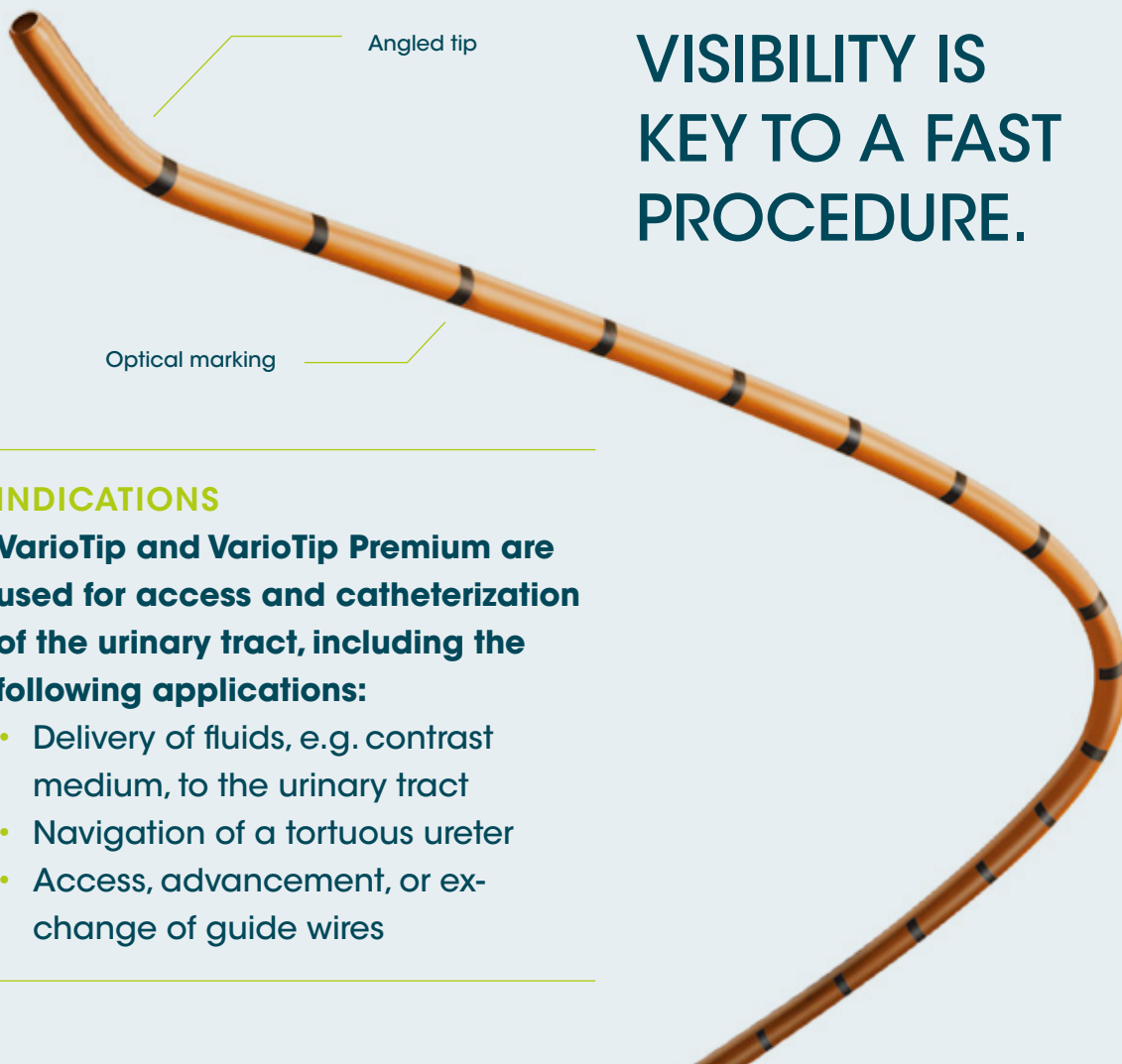
URETERAL CATHETERS

DESIGNED FOR PRECISE MANIPULATIONS

The ureteral catheters VarioTip and VarioTip Premium were developed for probing the ureter in preparation for further therapeutic measures (e. g. placement of ureteral stents). They are inserted through the urethra into the bladder and further up through the ureter. This intervention

requires a reliable manipulation of the ostium ureteris and the ureter.

**THEREFORE, A HIGHLY X-RAY
VISIBLE PRODUCT WITH
ROTATIONAL STABILITY WAS
DEVELOPED.**



**VISIBILITY IS
KEY TO A FAST
PROCEDURE.**

INDICATIONS

VarioTip and VarioTip Premium are used for access and catheterization of the urinary tract, including the following applications:

- Delivery of fluids, e.g. contrast medium, to the urinary tract
- Navigation of a tortuous ureter
- Access, advancement, or exchange of guide wires

VARIOTIP PREMIUM

THE PREMIUM CATHETER WITH
RADIOPAQUE TUNGSTEN TIP



For simple, quick and precise placement catheter visibility is key. Therefore, VarioTip Premium is constructed of radiopaque material. For even better visibility the tip is made of tungsten.

FEATURES


Diameters from 3 to 7 CH

Central opening, with option of additional side holes (1 or 2)

Tungsten tip, straight or curved

VARIOTIP

THE CATHETER FOR ALL
STANDARD INTERVENTIONS



FEATURES

Radiopacity for easy and exact placement*

Angled tip and rotational stability for precise manipulations*

* optimized data on file

VARIOTIP URETERAL CATHETER



Content: All ureteral catheters come with a stylet and an injection adapter (contrast medium adapter).



| Length / cm | Ø / CH | Adapted to guide wire Ø / inch | Box units | Side holes | Order code |
|--------------------|--------|--------------------------------|-----------|------------|------------|
| 70 angled, open | 5 | .038 | 10 | 0 | 3105-0010 |
| | | | 50 | | 3105-0050 |

VARIOTIP PREMIUM URETERAL CATHETER

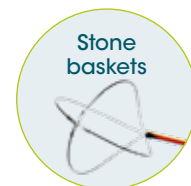
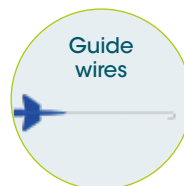
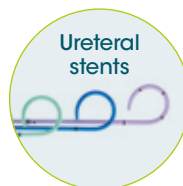


Content: All ureteral catheters come with a stylet and an injection adapter (contrast medium adapter).



| Length / cm | Ø / CH | Adapted to guide wire Ø / inch | Box units | Side holes | Order code |
|----------------------|--------|--------------------------------|-----------|------------|------------|
| 70 straight, open | 3 | .025 | 10 | 0 | 3331-0120 |
| | 4 | .035 | 10 | 0 | 3331-1120 |
| | 4 | .035 | 10 | 1 | 3331-1100 |
| | 4 | .035 | 10 | 2 | 3331-1110 |
| | 5 | .038 | 10 | 0 | 3331-2120 |
| | 5 | .038 | 10 | 1 | 3331-2100 |
| | 5 | .038 | 10 | 2 | 3331-2110 |
| | 6 | .038 | 10 | 0 | 3331-3120 |
| | 6 | .038 | 10 | 1 | 3331-3100 |
| | 6 | .038 | 10 | 2 | 3331-3110 |
| | 7 | .038 | 10 | 0 | 3331-4120 |
| 7 | .038 | 10 | 2 | 3331-4110 | |
| 70 curved, open | 3 | .025 | 10 | 0 | 3333-0120 |
| | 4 | .035 | 10 | 0 | 3333-1120 |
| | 4 | .035 | 10 | 1 | 3333-1100 |
| | 4 | .035 | 10 | 2 | 3333-1110 |
| | 5 | .038 | 10 | 0 | 3333-2120 |
| | 5 | .038 | 10 | 1 | 3333-2100 |
| | 5 | .038 | 10 | 2 | 3333-2110 |
| | 6 | .038 | 10 | 0 | 3333-3120 |
| | 6 | .038 | 10 | 2 | 3333-3110 |
| | 7 | .038 | 10 | 0 | 3333-4120 |

**FOR MORE ENDO-
UROLOGICAL HIGHLIGHTS
VISIT OUR WEBSITE**



optimed Medizinische Instrumente GmbH
Ferdinand-Porsche-Straße 11 | 76275 Ettlingen Germany
Tel. +49 (0) 7243 / 76 33-0 | Fax +49 (0) 7243 / 76 33-624
info@optimed.com | www.optimed.com

CE 0124

Order Code 9997-0001EN
Rev (12/2023) | ©optimed

